



WD2020














● Standard Wheel ● Permitted Wheel ⊗ Prohibited Wheel

- Application: Drive Wheel for medium mileage load series.
- Open Shoulder designs, the block pattern offer excellent drive force and anti-peeling performance on paved and unpaved roads.
- Excellent load capability, Longer mileage, Super Durability.

M+S

175-24.5 INCH

Item No.	Sizes Description	Ply Rating	Tread Depth MM 1/32"	Standard Rim	Tubeless/ Tube	Rim position	Application				
D2020R26	*8.5R17.5 121/120L	16	15.0 19.0	6.00	TL	Drive	Highway	-	-	-	-
D2020R27	9.5R17.5 131/129L	16	15.0 19.0	6.75	TL	Drive	Highway	-	-	-	-
D2020R02	215/75R17.5 127/124M	16	15.0 19.0	6.00	TL	Drive	Highway	D	C		74
D2020R03	*225/75R17.5 129/127M	16	15.0 19.0	6.75	TL	Drive	Highway	D	C		74
D2020R04	235/75R17.5 132/130M	16	15.5 19.6	6.75	TL	Drive	Highway	D	C		74
D2020R05	*245/70R17.5 136/134M	16	15.5 19.6	7.50	TL	Drive	Highway	D	C		74
D2020R06	225/70R19.5 128/126M	14	15.5 19.6	6.75	TL	Drive	Highway	D	C		74
D2020R07	245/70R19.5 136/134M	16	15.5 19.6	7.50	TL	Drive	Highway	D	C		74
D2020R08	265/70R19.5 140/138M	16	15.5 19.6	7.50	TL	Drive	Highway	D	C		74
D2020T09	285/70R19.5 146/144M	16	16.0 20.0	8.25	TL	Drive	Highway	D	C		74
D2020R12	11R22.5 148/145M	16	20.0 25.2	8.25	TL	Drive	Highway	D	C		74
D2020R14	*295/75R22.5 146/143K	16	20.0 25.2	9.00	TL	Drive	Highway	D	C		75
D2020R22	11R24.5 149/146K	16	20.0 25.2	8.25	TL	Drive	Highway	-	-	-	-
D2020R23	*285/75R24.5 147/144K	16	20.0 25.2	8.25	TL	Drive	Highway	-	-	-	-
D2020R10	275/70R22.5 148/145M	16	18.0 22.8	8.25	TL	Drive	Highway	D	C		74
D2020R15	295/80R22.5 152/149M	18	20.0 25.2	9.00	TL	Drive	Highway	D	C		75

SERVILAURA

Calle 16 No. 19A-38 • Duitama - Boyacá • PBX: (098) 760 1183 * 761 1682

e-mail: servilaura@comdisllantas.com

www.comdisllantas.com